




EDGE

Powered by **MODUL**

TEM





Typ type	Bezeichnung description	Technische Daten technical data	Breite size	Farbe der Pins pin colour
SP10	SCHALTER 1-POLIG SWITCH 1WAY	16AX 250V~	1M	■ PC Chrom chrome
SP11	TASTER 1-POLIG PUSH BUTTON 1WAY	16A 250V~	1M	■ PA Anthrazit anthracite
SP12	SCHALTER 1-POLIG SWITCH 1WAY	20A 250V~	1M	■ PB Schwarz black
⋮	⋮	⋮	⋮	■ PG Gold gold

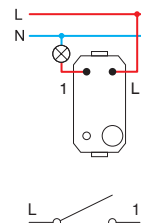
SCHALTER 1-POLIG 16AX 250V~ 1M



- SP10PC
- SP10PA
- SP10PB
- SP10PG

- Schalter
- 16AX 250V~, Typ SP10
- entspricht EN 60669-1
- Schraubklemmen 1,5-2,5 mm²

SWITCH 1WAY 16AX 250V~ 1M
- switch
- 16AX 250V~, type SP10
- in accordance with EN 60669-1
- screw contacts 1.5-2.5mm²



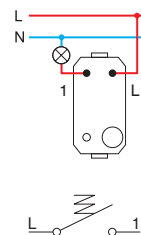
TASTER 1-POLIG 16A 250V~ 1M



- SP11PC
- SP11PA
- SP11PB
- SP11PG

- Taster
- 16A 250V~, Typ SP11
- entspricht EN 60669-1
- Schraubklemmen 1,5-2,5 mm²

PUSH BUTTON 1WAY 16A 250V~ 1M
- push button
- 16A 250V~, type SP11
- in accordance with EN 60669-1
- screw contacts 1.5-2.5mm²



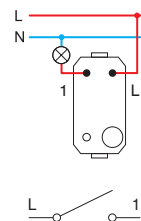
SCHALTER 1-POLIG 20A 250V~ 1M



- SP12PC
- SP12PA
- SP12PB
- SP12PG

- Schalter
- 20A 250V~, Typ SP12
- entspricht EN 60669-1
- Schraubklemmen 1,5-2,5 mm²

SWITCH 1WAY 20A 250V~ 1M
- switch
- 20A 250V~, type SP12
- in accordance with EN 60669-1
- screw contacts 1.5-2.5mm²



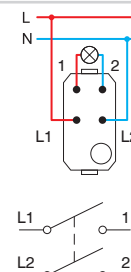
SCHALTER 2-POLIG 16AX 250V~ 1M



- SP20PC
- SP20PA
- SP20PB
- SP20PG

- Schalter
- 16AX 250V~, Typ SP20
- entspricht EN 60669-1
- Schraubklemmen 1,5-2,5 mm²
- Nur in Kombination mit Wippe TM15

SWITCH 2POLE 16AX 250V~ 1M
- switch
- 16AX 250V~, type SP20
- in accordance with EN 60669-1
- screw contacts 1.5-2.5mm²
- only in combination with button TM15





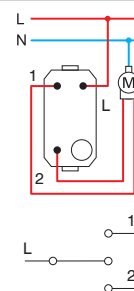
- SP40PC
- SP40PA
- SP40PB
- SP40PG

SCHALTER JALOUSIE 1-0-2 16AX 250V~ 1M

- Schalter
- 16AX 250V~, Typ SP40
- entspricht EN 60669-1
- Schraubklemmen 1,5–2,5 mm²

SWITCH SHUTTERS 1-0-2 16AX 250V~ 1M

- switch
- 16AX 250V~, type SP40
- in accordance with EN 60669-1
- screw contacts 1.5-2.5mm²



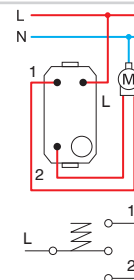
- SP41PC
- SP41PA
- SP41PB
- SP41PG

TASTER JALOUSIE 1-0-2 16A 250V~ 1M

- Taster
- 16A 250V~, Typ SP41
- entspricht EN 60669-1
- Schraubklemmen 1,5–2,5 mm²

PUSH BUTTON SHUTTERS 1-0-2 16A 250V~ 1M

- push button
- 16A 250V~, type SP41
- in accordance with EN 60669-1
- screw contacts 1.5-2.5mm²



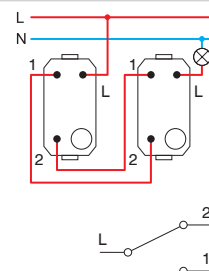
- SP60PC
- SP60PA
- SP60PB
- SP60PG

SCHALTER WECHSEL 16AX 250V~ 1M

- Schalter
- 16AX 250V~, Typ SP60
- entspricht EN 60669-1
- Schraubklemmen 1,5–2,5 mm²

SWITCH 2WAY 16AX 250V~ 1M

- switch
- 16AX 250V~, type SP60
- in accordance with EN 60669-1
- screw contacts 1.5-2.5mm²



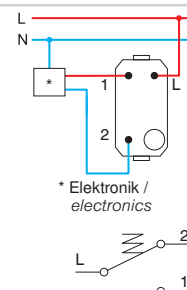
- SP61PC
- SP61PA
- SP61PB
- SP61PG

TASTER WECHSEL 16A 250V~ 1M

- Taster
- 16A 250V~, Typ SP61
- entspricht EN 60669-1
- Schraubklemmen 1,5–2,5 mm²

PUSH BUTTON 2WAY 16A 250V~ 1M

- push button
- 16A 250V~, type SP61
- in accordance with EN 60669-1
- screw contacts 1.5-2.5mm²



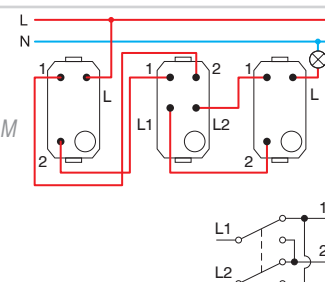
- SP70PC
- SP70PA
- SP70PB
- SP70PG

SCHALTER KREUZ 16AX 250V~ 1M

- Schalter
- 16AX 250V~, Typ SP70
- entspricht EN 60669-1
- Schraubklemmen 1,5–2,5 mm²

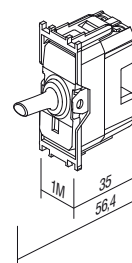
SWITCH INTERMEDIATE 16AX 250V~ 1M

- switch
- 16AX 250V~, type SP70
- in accordance with EN 60669-1
- screw contacts 1.5-2.5mm²

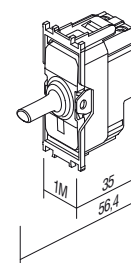


1M= 22,5 x 45

- SP10
- SP11
- SP12
- SP40
- SP41
- SP60
- SP61




- SP20
- SP70




Metal
metal


MA Silber
silver



MT Anthrazit
anthracite



MZ Gold
gold




Glas
glass

GD Schwarz
glass dark



GL Weiß
glass light




C O V E R P L A T E S E D G E O G

Typ type	Bezeichnung description	Breite size	Farbe colour												
OG10	RAHMEN EDGE COVER PLATE EDGE	1/2M	<table border="0"> <tr> <td></td> <td>MA Silber silver</td> <td></td> <td>GD Schwarz glass dark</td> </tr> <tr> <td></td> <td>MT Anthrazit anthracite</td> <td></td> <td>GL Weiß glass light</td> </tr> <tr> <td></td> <td>MZ Gold gold</td> <td></td> <td></td> </tr> </table>		MA Silber silver		GD Schwarz glass dark		MT Anthrazit anthracite		GL Weiß glass light		MZ Gold gold		
	MA Silber silver		GD Schwarz glass dark												
	MT Anthrazit anthracite		GL Weiß glass light												
	MZ Gold gold														
OG13	RAHMEN EDGE COVER PLATE EDGE	1/3M													
OG20	RAHMEN EDGE COVER PLATE EDGE	2M													
⋮	⋮	⋮													
⋮	⋮	⋮													

P

M




- | | | | |
|--|---------|--|---------|
| | OG10MAP | | OG10GDP |
| | OG10MTP | | OG10GLP |
| | OG10MZP | | |

RAHMEN EDGE 1/2M

- dekorativer Rahmen EDGE 1/2M
- entspricht EN 60669-1

COVER PLATE EDGE 1/2M

- decorative cover plate EDGE 1/2M
- in accordance with EN 60669-1




- | | | | |
|--|---------|--|---------|
| | OG20MAP | | OG20GDP |
| | OG20MTP | | OG20GLP |
| | OG20MZP | | |

RAHMEN EDGE 2M

- dekorativer Rahmen EDGE 2M
- entspricht EN 60669-1

COVER PLATE EDGE 2M

- decorative cover plate EDGE 2M
- in accordance with EN 60669-1




- | | |
|---|---|
|  OG13MAP |  OG13GDP |
|  OG13MTP |  OG13GLP |
|  OG13MZP | |

RAHMEN EDGE 1/3M

- dekorativer Rahmen EDGE 1/3M
- entspricht EN 60669-1

COVER PLATE EDGE 1/3M

- decorative cover plate EDGE 1/3M
- in accordance with EN 60669-1




- | | |
|---|---|
|  OG30MAP |  OG30GDP |
|  OG30MTP |  OG30GLP |
|  OG30MZP | |

RAHMEN EDGE 3M

- dekorativer Rahmen EDGE 3M
- entspricht EN 60669-1

COVER PLATE EDGE 3M

- decorative cover plate EDGE 3M
- in accordance with EN 60669-1




- | | |
|---|---|
|  OG40MAP |  OG40GDP |
|  OG40MTP |  OG40GLP |
|  OG40MZP | |

RAHMEN EDGE 4M

- dekorativer Rahmen EDGE 4M
- entspricht EN 60669-1

COVER PLATE EDGE 4M

- decorative cover plate EDGE 4M
- in accordance with EN 60669-1




- | | |
|---|---|
|  OG70MAP |  OG70GDP |
|  OG70MTP |  OG70GLP |
|  OG70MZP | |

RAHMEN EDGE 7M

- dekorativer Rahmen EDGE 7M
- entspricht EN 60669-1

COVER PLATE EDGE 7M

- decorative cover plate EDGE 7M
- in accordance with EN 60669-1



- | | |
|---|---|
|  OG23MAP |  OG23GDP |
|  OG23MTP |  OG23GLP |
|  OG23MZP | |

RAHMEN EDGE 2/3M


- dekorativer Rahmen EDGE 2/3M
- entspricht EN 60669-1

COVER PLATE EDGE 2/3M


- decorative cover plate EDGE 2/3M
- in accordance with EN 60669-1

Metall
metal


MA Silber
silver



MT Anthrazit
anthracite




MZ Gold
gold




Glas
glass


GD Schwarz
glass dark



GL Weiß
glas light



C O V E R P L A T E S E D G E O G


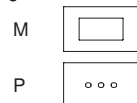


OG30

MA

M

Typ type	Bezeichnung description	Breite size	Farbe colour
OG10	RAHMEN EDGE COVER PLATE EDGE	1/2M	MA Silber silver GD Schwarz glass dark
OG13	RAHMEN EDGE COVER PLATE EDGE	1/3M	MT Anthrazit anthracite GL Weiß glass light
OG20	RAHMEN EDGE COVER PLATE EDGE	2M	MZ Gold gold
...




- OG10MAM
- OG10MTM
- OG10MZM
- OG10GDM
- OG10GLM

RAHMEN EDGE 1/2M

- dekorativer Rahmen EDGE 1/2M
- entspricht EN 60669-1

COVER PLATE EDGE 1/2M

- decorative cover plate EDGE 1/2M
- in accordance with EN 60669-1




- OG20MAM
- OG20MTM
- OG20MZM
- OG20GDM
- OG20GLM

RAHMEN EDGE 2M

- dekorativer Rahmen EDGE 2M
- entspricht EN 60669-1

COVER PLATE EDGE 2M

- decorative cover plate EDGE 2M
- in accordance with EN 60669-1




- OG24MAM
- OG24MTM
- OG24MZM
- OG24GDM
- OG24GLM

RAHMEN EDGE 2x2M

- dekorativer Rahmen EDGE 2x2M
- Horizontal- oder Vertikalmontage
- entspricht EN 60669-1

COVER PLATE EDGE 2x2M

- decorative cover plate EDGE 2x2M
- horizontal or vertical mounting
- in accordance with EN 60669-1




- OG26MAM
- OG26MTM
- OG26MZM
- OG26GDM
- OG26GLM

RAHMEN EDGE 3x2M

- dekorativer Rahmen EDGE 3x2M
- Horizontal- oder Vertikalmontage
- entspricht EN 60669-1

COVER PLATE EDGE 3x2M

- decorative cover plate EDGE 3x2M
- horizontal or vertical mounting
- in accordance with EN 60669-1



- OG28MAM
- OG28MTM
- OG28MZM
- OG28GDM
- OG28GLM

RAHMEN EDGE 4x2M

- dekorativer Rahmen EDGE 4x2M
- Horizontal- oder Vertikalmontage
- entspricht EN 60669-1


COVER PLATE EDGE 4x2M

- decorative cover plate EDGE 4x2M
- horizontal or vertical mounting
- in accordance with EN 60669-1

MODUL

EDGE



- | | |
|---|---|
|  OG13MAM |  OG13GDM |
|  OG13MTM |  OG13GLM |
|  OG13MZM | |

RAHMEN EDGE 1/3M

- dekorativer Rahmen EDGE 1/3M
- entspricht EN 60669-1

COVER PLATE EDGE 1/3M

- decorative cover plate EDGE 1/3M
- in accordance with EN 60669-1



- | | |
|---|---|
|  OG30MAM |  OG30GDM |
|  OG30MTM |  OG30GLM |
|  OG30MZM | |

RAHMEN EDGE 3M

- dekorativer Rahmen EDGE 3M
- entspricht EN 60669-1

COVER PLATE EDGE 3M

- decorative cover plate EDGE 3M
- in accordance with EN 60669-1



- | | |
|---|---|
|  OG40MAM |  OG40GDM |
|  OG40MTM |  OG40GLM |
|  OG40MZM | |

RAHMEN EDGE 4M

- dekorativer Rahmen EDGE 4M
- entspricht EN 60669-1

COVER PLATE EDGE 4M

- decorative cover plate EDGE 4M
- in accordance with EN 60669-1




- | | |
|---|---|
|  OG70MAM |  OG70GDM |
|  OG70MTM |  OG70GLM |
|  OG70MZM | |






RAHMEN EDGE 7M

- dekorativer Rahmen LINE 7M
- entspricht EN 60669-1

COVER PLATE EDGE 7M

- decorative cover plate EDGE 7M
- in accordance with EN 60669-1



- | | |
|---|---|
|  OG23MAM |  OG23GDM |
|  OG23MTM |  OG23GLM |
|  OG23MZM | |

RAHMEN EDGE 2/3M

- dekorativer Rahmen EDGE 2/3M
- entspricht EN 60669-1

COVER PLATE EDGE 2/3M

- decorative cover plate EDGE 2/3M
- in accordance with EN 60669-1

C O V E R P L A T E S E D G E O G



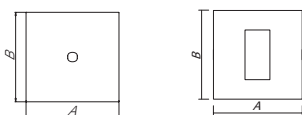
MODUL

EDGE

A x B

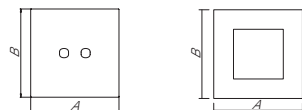


1/2M



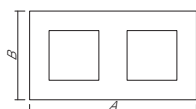
92 x 92 mm

2M



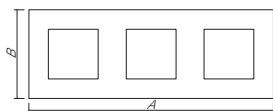
92 x 92 mm

2x2M



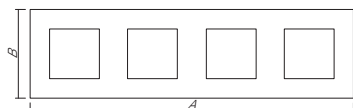
163 x 92 mm

3x2M



234 x 92 mm

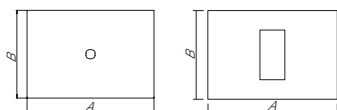
4x2M



305 x 92 mm

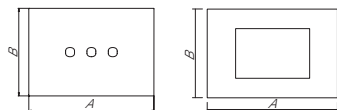


1/3M



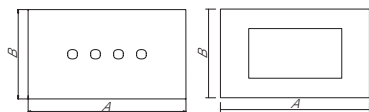
132 x 92 mm

3M



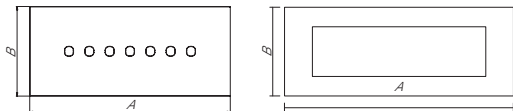
132 x 92 mm

4M



154 x 92 mm

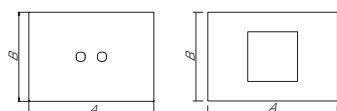
7M



222 x 92 mm



2/3M



132 x 92 mm

TECHNICAL CATALOGUE
MODUL EDGE

2023

DE

